









	Year 1 writing termly progression: Substantive knowledge					
	Term 1	Term 2	Term 3	Term 4	Term 5	Term 6
	Lost and Found 	Nibbles the best book 	The Lion Inside 	The Curious Case of the Missing Mammoth 	Toys in space 	Goldilocks and just the one bear 
Genre knowledge	<p><b>Outcome</b>  <b>Narrative writing: Fiction:</b> story based on the structure of <i>Lost and Found</i></p> <p>To know that the <b>information given from a model</b> can be used to inform their own writing.</p> <p>Knows that creating a <b>plan</b> helps you to remember everything.</p> <p>Know that narrative writing: fiction, has a <b>beginning, middle and end</b>.</p> <p>To know that a <b>setting</b> is where and when a story is set.</p> <p>To know that a <b>character</b> is a person in the story.</p> <p>To know that sentences need to be sequenced correctly to make sense.</p> <p>-----</p> <p>To know that a <b>label</b> is a word that can be used to describe something.</p> <p>---</p> <p>To know that a <b>list</b> is a number of words written under one another. (build up to writing instructions)</p> <p>-----</p> <p>To know that a <b>caption</b> is a short sentence that describes a picture.</p>	<p><b>Outcome</b>  <b>Recount:</b> diary</p> <p>To know that a diary should contain the following features:</p> <ul style="list-style-type: none"> <li>- Written in the first person</li> <li>- Uses words "I", "we", "my"...</li> <li>- Describes feelings and thoughts.</li> </ul> <p>Know that sentences need to be sequenced correctly to make sense.</p> <p>-----</p> <p>To know that a <b>label</b> is a word that can be used to describe something.</p> <p>---</p> <p>To know that a <b>list</b> is a number of words written under one another. (build up to writing instructions)</p> <p>-----</p>	<p><b>Outcome</b>  <b>Narrative writing: Fiction:</b> story based on the structure of <i>The Lion Inside</i>.</p> <p>To know that a <b>letter</b> should contain the following features:</p> <ul style="list-style-type: none"> <li>- The sender's address in the right-hand corner</li> <li>- A greeting to address the letter (Dear..)</li> <li>- Put 'From...'</li> <li>- A specific purpose, i.e. to complain...</li> </ul> <p>Knows that creating a <b>plan</b> helps you to remember everything.</p> <p>Know that narrative writing: fiction, has a <b>beginning, middle and end</b>.</p> <p>Know that a beginning introduces main <b>characters</b> and <b>setting</b>.</p>	<p><b>Outcome</b>  <b>Narrative writing: Fiction:</b> story based on the structure of <i>The Curious Case of the Missing Mammoth</i>.</p> <p>Knows that creating a <b>plan</b> helps you to remember everything.</p> <p>Knows that sequencing words such as first, then, next can be used to put sentences and events in order.</p> <p>Knows that the setting of a story where the story is based.</p> <p>-----</p> <p>Knows that a <b>label</b> is a word or set of words that can be used to describe something.</p> <p>-----</p> <p>Knows that a <b>poem</b> is a piece of writing in which the expression of feelings and ideas.</p> <p>Knows that a verse of a poem is a group of lines within a poem.</p>	<p><b>Outcome</b>  <b>Narrative writing: Fiction:</b> story based on the structure of <i>Toys in Space</i>.</p> <p>Knows that creating a <b>plan</b> helps you to remember everything.</p> <p>Knows that sequencing words such as first, then, next can be used to put sentences and events in order.</p> <p>-----</p> <p>Knows that an <b>invite</b> should contain the following features:</p> <ul style="list-style-type: none"> <li>- What they're invited to</li> <li>- A time and place</li> <li>- An address to reply to.</li> </ul> <p>----</p> <p>To know that a <b>letter</b> should contain the following features:</p> <ul style="list-style-type: none"> <li>- The sender's address in the right-hand corner</li> <li>- A greeting to address the letter (Dear..)</li> <li>- Put 'From...'</li> <li>- A specific purpose, i.e. to complain...</li> <li>- Is from a character's <b>viewpoint</b>.</li> </ul>	<p><b>Outcome</b>  <b>Narrative writing: Fiction:</b> story based on the structure of <i>Goldilocks and just the one bear</i>.</p> <p>Knows that creating a <b>plan</b> helps you to remember everything.</p> <p>Know that narrative writing: fiction, has a <b>beginning, middle and end</b>.</p> <p>-----</p> <p>Knows that a <b>poem</b> is a piece of writing in which the expression of feelings and ideas.</p> <p>Knows that a verse of a poem is a group of lines within a poem.</p> <p>Know that writing in the present tense details something that is happening now.</p> <p>-----</p> <p>Knows that non-fiction texts provide factual information.</p>

	Know that <b>factual sentences</b> contain information that is true.				Knows that to write in the <b>third person</b> means to talk about others, using the language 'he', 'she', 'they'.	
(Cross--curricular elements)	 					
	<p>Know that a <b>non-chronological report</b> includes the following features:</p> <ul style="list-style-type: none"> <li>- a topic title that covers the whole subject.</li> <li>- Information is written in sections with subheadings.</li> <li>- facts and include factual language.</li> <li>- include pictures to support the text.</li> <li>- written in the third person.</li> <li>- written in the present tense.</li> </ul> <p>Know that a non-chronological report can include a leaflet, poster, fact sheet or non-fiction book. (Non-fiction – class identity)</p> <p>-----</p> <p><b>Narrative writing: Fiction:</b> Know how to write simple sentence writing linked to the class animal. (class animal)</p> <p>Know how to write simple sentences linked to the school rules. (school rules and colour monster)</p> <p>-----</p>	<p><b>Narrative writing: Fiction:</b> story based on the structure on 'The magic train ride'.</p> <p>Know that narrative writing: fiction, has a <b>beginning, middle and end</b>.</p> <p>To know that a <b>setting</b> is where and when a story is set. To know that a <b>character</b> is a person in the story.</p> <p>To know that sentences need to be sequenced correctly to make sense.</p> <p>-----</p> <p>Know that a <b>non-chronological report</b> includes the following features:</p> <ul style="list-style-type: none"> <li>- a topic title that covers the whole subject.</li> <li>- Information is written in sections with subheadings.</li> <li>- facts and include factual language.</li> <li>- include pictures to support the text.</li> <li>- written in the third person.</li> <li>- written in the present tense.</li> </ul>	<p>Know that a <b>non-chronological report</b> includes the following features:</p> <ul style="list-style-type: none"> <li>- a topic title that covers the whole subject.</li> <li>- Information is written in sections with subheadings.</li> <li>- facts and include factual language.</li> <li>- include pictures to support the text.</li> <li>- written in the third person.</li> <li>- written in the present tense.</li> </ul> <p>Know that a non-chronological report can include a leaflet, poster, fact sheet or non-fiction book. (Non-fiction – linked to Geog: leaflet on the focus country)</p> <p>-----</p> <p>Know there are different types of <b>poem</b>: Rhyming, shape and acrostic.</p> <p>Know that a poem contains the following features:</p> <ul style="list-style-type: none"> <li>- include a title.</li> <li>- keep a rhyming pattern</li> <li>- contain interesting verbs and adjectives</li> </ul>	<p><b>Reading focus:</b> <b>Pleasure of reading week – activities to support/promote a love of reading. Reading scavenger hunt, making/writing own mini story books, designing own book covers.</b></p> <p><b>Focus on Sentence Train – building on knowledge so far and improving their sentences.</b></p>	<p>To know that a <b>letter</b> should contain the following features:</p> <ul style="list-style-type: none"> <li>- The sender's address in the right-hand corner</li> <li>- A greeting to address the letter (Dear..)</li> <li>- Put 'From...'</li> <li>- A specific purpose – to thank.</li> <li>- Is in the first person</li> </ul> <p>(write letters to thank the Drill Hall)</p> <p>-----</p> <p>To know that <b>instructions</b> contain the following features: -</p> <ul style="list-style-type: none"> <li>- a title explains what the instructions are for</li> <li>- give clear simple steps.</li> <li>- include a list of things needed.</li> <li>- imperative verbs (bossy verbs) should be used to give instruction, at the start of each instruction.</li> <li>- the steps should be numbered and the next step should be started on a new line.</li> <li>- the steps should be in chronological order.</li> </ul> <p>(linked to making pizza)</p>	<p>Know there are different types of <b>poem</b>: Rhyming, shape and acrostic.</p> <p>Know that a poem contains the following features:</p> <ul style="list-style-type: none"> <li>- include a title.</li> <li>- keep a rhyming pattern</li> <li>- contain interesting verbs and adjectives</li> <li>- contains alliteration. Know that alliteration is words that start with the same sound</li> <li>- interesting vocabulary</li> </ul> <p>(writing tree poems using ambitious vocabulary).</p> <p>-----</p> <p>To know that a <b>recount</b> should contain the following features:</p> <ul style="list-style-type: none"> <li>- A title that relates to the writing</li> <li>- Chronological order</li> <li>- Description of events</li> <li>- Writer's feelings and thoughts</li> </ul> <p>To know that sequencing words such as first, then, next can be used to put sentences and events in order. (Report/recount of castle trip)</p>

	<p>To know that a <b>caption</b> is a short sentence that describes a picture.</p> <p>--- Know there are different types of <b>poem</b>: Rhyming, shape and acrostic. Know that a poem contains the following features:</p> <ul style="list-style-type: none"> <li>- include a title.</li> <li>- keep a rhyming pattern</li> <li>- contain interesting verbs and adjectives</li> <li>- contains alliteration. Know that alliteration is words that start with the same sound</li> <li>- interesting vocabulary</li> <li>- repetition as this helps us <b>remember</b>.</li> </ul> <p>(Harvest/Autumn poems)</p>	<p>Know that a non-chronological report can include a leaflet, poster, fact sheet or non-fiction book. (<a href="#">simple information poster/fact file linked to the History theme</a>).</p> <p>----- To know that a <b>letter</b> should contain the following features:</p> <ul style="list-style-type: none"> <li>- The sender's address in the right-hand corner</li> <li>- A greeting to address the letter (Dear..)</li> <li>- Put 'From...'</li> <li>- A specific purpose – to complain.</li> <li>- Is in the first person</li> </ul> <p>(<a href="#">write letters to Santa about elves behaviour</a>)</p>	<ul style="list-style-type: none"> <li>- contains alliteration. Know that alliteration is words that start with the same sound</li> <li>- interesting vocabulary</li> <li>- repetition as this helps us <b>remember</b>.</li> </ul> <p>(Animal poems/riddles)</p> <p>----- <b>Narrative writing: Fiction</b>: descriptive sentences based on 'The Mixed-up Chameleon'.</p>			
<b>Spoken language knowledge</b>	<p>Know that a <b>prediction</b> is making a guess about something, using their existing knowledge.</p> <p>Knows a range of developing <b>vocabulary</b>!</p> <p>Know that a <b>discussion</b> means listening to others and relevant information and offering your views.</p> <p>Knows that <b>composing a sentence orally</b> will help them to organize their ideas.</p>	<p>Know that a <b>prediction</b> is making a guess about something, using their existing knowledge.</p> <p>Knows a range of developing <b>vocabulary</b>!</p> <p>Know that a <b>discussion</b> means listening to others and relevant information and offering your views.</p> <p>Knows that <b>composing a sentence orally</b> will help them to organize their ideas.</p> <p>Knows that <b>inferring</b> is to conclude based on what is being said or done.</p> <p>Know that <b>re-reading their own work</b> will help to check it makes sense.</p>		<p>Know that to be able to <b>share their ideas</b>, they need to speak clearly and coherently.</p> <p>Know that to <b>speculate</b> means to think about something and make a guess.</p> <p>Know that <b>imagining</b> means to form a mental image.</p> <p>Knows that to ask a question, it needs to start with 'why', 'what', 'when' or 'who'.</p> <p>Know that <b>re-reading their own work</b> will help to check it makes sense.</p>	<p>Know that a <b>prediction</b> is making a guess about something, using their existing knowledge.</p> <p>Know that to <b>infer</b> means to use the information they have been given to conclude.</p> <p>Knows a range of developing <b>vocabulary</b>!</p> <p>Know that a <b>discussion</b> means listening to others and relevant information and offering your views.</p> <p>Know that to <b>explain</b> means to give reasons for an argument or statement.</p> <p>Know that <b>re-reading their own work</b> will help to check it makes sense.</p>	<p>Knows that role play helps make sense of their world, acting out experiences, ideas or stories.</p> <p>Know that a <b>discussion</b> means listening to others and relevant information and offering your views.</p> <p>Knows a range of developing <b>vocabulary</b>!</p> <p>Know that <b>re-reading their own work</b> will help to check it makes sense.</p>

<b>Sentence knowledge</b>	<p>Know that when words are put together, they make a sentence. Know that <b>finger spaces</b> separate words in sentences.</p> <p>Know that sentences should be punctuated with a <b>capital letter and a full stop</b>.</p> <p>To know that <b>capital letters</b> are used for <b>names of people</b>.</p> <p>To know how to use a <b>capital letter for the pronoun 'I'</b>.</p>	<p>Know that when words are put together, they make a sentence. Know that <b>finger spaces</b> separate words in sentences.</p> <p>Know that sentences should be punctuated with a <b>capital letter and a full stop</b>.</p> <p>To know that <b>capital letters</b> are used for <b>names of people</b>.</p>	<p>Know that a <b>question sentence</b> is a sentence that requires an answer. It is punctuated with a question mark.</p> <p>Know that an <b>exclamation sentence</b> is a sentence that expresses great emotion. It is punctuated with an exclamation mark.</p>	<p>Know that a <b>question sentence</b> is a sentence that requires an answer. It is punctuated with a question mark.</p> <p>Know that an <b>exclamation sentence</b> is a sentence that expresses great emotion. It is punctuated with an exclamation mark.</p> <p>Knows that <b>full stops</b> should be used to punctuate statements.</p>	<p>Know that a <b>question sentence</b> is a sentence that requires an answer. It is punctuated with a question mark.</p> <p>Knows that <b>full stops</b> should be used to punctuate statements.</p>	<p>Know that <b>capital letters</b> are used for <b>names of people</b>. Know how to use a <b>capital letter for the pronoun 'I'</b>.</p> <p>Know that a <b>question sentence</b> is a sentence that requires an answer. It is punctuated with a question mark.</p> <p>Know that an <b>exclamation sentence</b> is a sentence that expresses great emotion. It is punctuated with an exclamation mark.</p> <p>Knows that <b>full stops</b> should be used to punctuate statements.</p>
<b>Adjectives</b>	<p>Know that an <b>adjective</b> is a describing word.</p> <p>Know simple adjectives to describe a noun, i.e. Sunny Spain i.e. Sad monster. (adjective, noun)</p>	<p>Know that an <b>adjective</b> is a describing word.</p> <p>Know simple adjectives to use in a sentence. E.g. The hairy spider.</p>	<p>Know that an <b>adjective</b> is a describing word.</p> <p>Know that adjectives can be used to describe a setting.</p> <p>Know simple adjectives families and (synonyms). Eg. Other words for big....huge/ large.</p>	<p>Know that an <b>adjective</b> is a describing word.</p> <p>Know comparative adjectives. Eg. Larger, faster, smaller.</p>	<p>Know that an <b>adjective</b> is a describing word.</p> <p>Know more descriptive adjectives such as attractive, precious and fragile.</p>	<p>Knows that an <b>expanded noun phrase</b> adds detail and description to the noun with one or more <b>adjectives</b>.</p> <p>Know adverbs such as friendly, loudly, quickly... to describe.</p>
<b>Nouns</b>	Know that a noun is an object or a thing.	Know that a noun is an object or a thing.	Know that a noun is an object or a thing.	Knows that a noun is an object or a thing.	Know that a noun is an object or a thing.	As above
<b>Verbs</b>	Know that a verb is a doing word – <b>introduce on sentence train</b> .	<p>Knows that a verb is a doing word.</p> <p>Knows that we can add -ed on the end of words to make them past tense.</p> <p>Know that the past tense refers to something that has already happened.</p>	<p>Knows that we can add -ed on the end of words to make them past tense.</p> <p>Know that the past tense refers to something that has already happened.</p>	<p>Knows that we can add -ed on the end of words to make them past tense.</p> <p>Know that the past tense refers to something that has already happened.</p>	<p>Knows that present tense verbs are actions that are happening in the moment. <b>-ing</b> is added when no change to the word is needed.</p> <p>Knows that past tense verbs are actions that happened in the past. <b>-ed</b> is added when no change to the word is needed.</p>	<p>Knows that present tense verbs are actions that are happening in the moment. <b>-ing</b> is added when no change to the word is needed.</p> <p>Knows that past tense verbs are actions that happened in the past. <b>-ed</b> is added when no change to the word is needed.</p>
<b>Spelling</b>	(see phonic and spelling progression grid)	See grid	See grid	See grid	See grid	See grid

		Knows that a plural is when there is more than one.  Know that the suffixes <b>-s</b> and <b>-es</b> are added to nouns.	Knows that a plural is when there is more than one.			
<b>Suffixes and prefixes</b>			Know that the suffix <b>-er</b> are added to verbs to make a comparison.  Know that when the prefix <b>-un</b> is added, the meaning of verbs and adjectives are changed.	Knows that the suffix <b>-ed</b> can be added to a verb to make it past tense. (where no change is needed)  Knows that the suffix <b>-ing</b> is added to a verb to change it to present tense.  Know the suffix <b>-er</b> is added to a root word to make a comparison.  Know the suffix <b>-est</b> is added to a root word to make a comparison.	Know the suffix <b>-er</b> is added to a root word to make a comparison.  Know the suffix <b>-est</b> is added to a root word to make a comparison.  Know that when the prefix <b>-un</b> is added, the meaning of verbs and adjectives are changed.	Knows that a plural is when there is more than one.  Know that the suffixes <b>-s</b> and <b>-es</b> are added to nouns.  Knows that the suffix <b>-ed</b> can be added to a verb to make it past tense. (where no change is needed)  Knows that the suffix <b>-ing</b> is added to a verb to change it to present tense.  Know the suffix <b>-er</b> is added to a root word to make a comparison.  Know the suffix <b>-est</b> is added to a root word to make a comparison.  Know that when the prefix <b>-un</b> is added, the meaning of verbs and adjectives are changed.
<b>Conjunctions</b>	Knows that conjunctions connect sentences together.  Know that the <b>conjunction 'and'</b> provides more information to the reader.	Knows that conjunctions connect sentences together.  Know that the <b>conjunction 'and'</b> provides more information to the reader.  Know that the conjunction <b>'because'</b> gives an explanation.	Knows that conjunctions connect sentences together.  Know that the <b>conjunction 'and'</b> provides more information to the reader.  Know that the conjunction <b>'because'</b> gives an explanation.  Knows that the conjunction <b>but</b> is used to give contrast.	Knows that conjunctions connect sentences together.  Know that the <b>conjunction 'and'</b> provides more information to the reader.  Know that the conjunction <b>'because'</b> gives an explanation.  Knows that the conjunction <b>but</b> is used to give contrast.	Knows that conjunctions connect sentences together.  Know that the <b>conjunction 'and'</b> provides more information to the reader.  Know that the conjunction <b>'because'</b> gives an explanation.  Knows that the conjunction <b>but</b> is used to give contrast.  Know that the conjunction <b>'or'</b> is used to give an alternative.	Knows that conjunctions connect sentences together.  Know that the <b>conjunction 'and'</b> provides more information to the reader.  Know that the conjunction <b>'because'</b> gives an explanation.  Knows that the conjunction <b>but</b> is used to give contrast.  Know that the conjunction <b>'or'</b> is used to give an alternative.

All information needs to be added to the pathway planning to expand children's knowledge and ensure greater coverage.

Sandwich Infant School